



94% of Dental Hygienists recommend TePe Interdental Brushes*

TePe daily for the health of your teeth and gums.

TePe Original

Front teeth

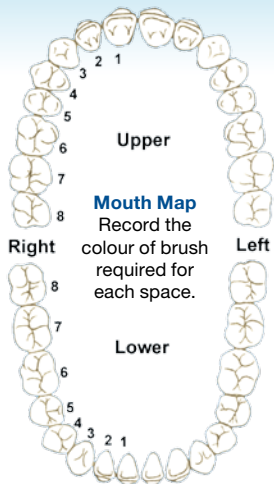
TePe daily
for best results!



TePe Angle™

Back teeth

Long handle,
– easier to use!



Where can I buy TePe Interdental Brushes?

Available from dental practices, local pharmacies, high street retailers and supermarkets.

Refreshed
Colour –
Same Quality!



* Source. A survey of Dental Hygienists in the UK, Eaton et al (2012).

How to use

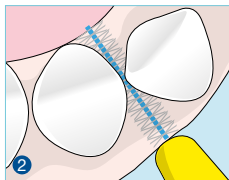
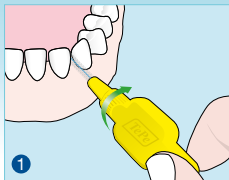


Clean 40% more of the tooth's surface*

How to use TePe Interdental Brushes

Select the correct brush size for the space.

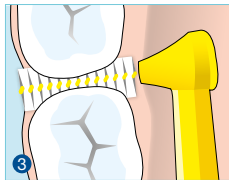
- 1 Gently insert between the teeth at gum level
- 2 Move brush back and forth a few times
- 3 TePe Angle™ is ideal for cleaning the back of the mouth



Never force into a space.

After use, rinse and replace the plastic brush cap.

- TePe daily, before or after toothbrushing
- Depending on usage, a TePe Interdental Brush will last up to one week**
- Dispose once the filaments are worn
- Continue to use even when your gums stop bleeding, to help prevent gum disease
- Plastic cap can be placed at the base of the TePe handle on TePe Original Interdental Brushes



For tips and advice visit our Facebook page: **TePeUK**

For more information visit www.tepe.com/uk

* Than toothbrushing alone. **See website for details.